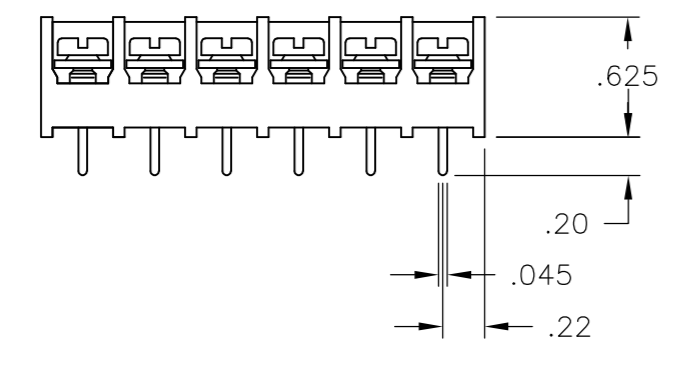
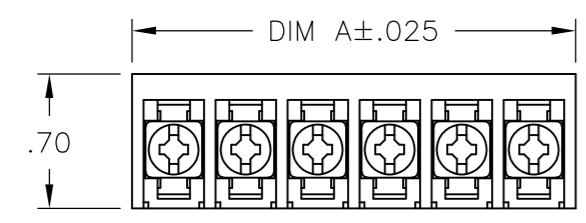


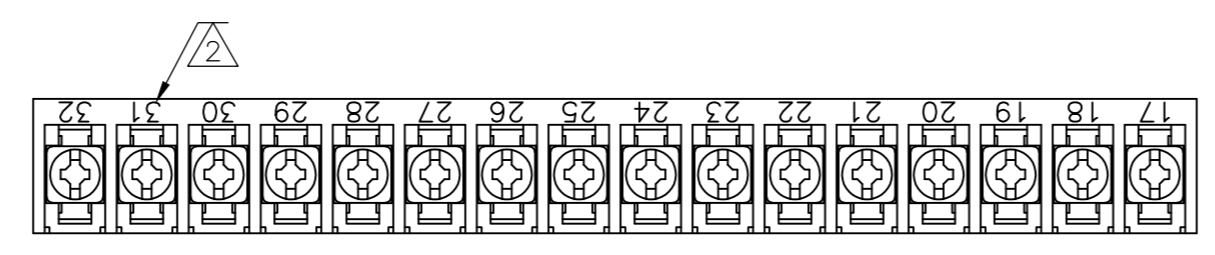
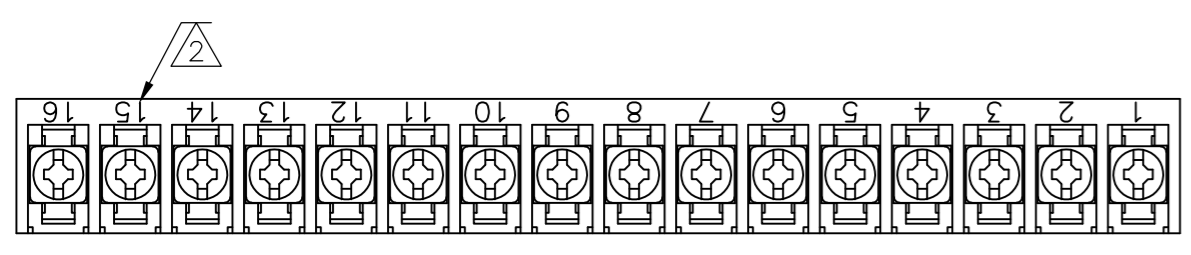
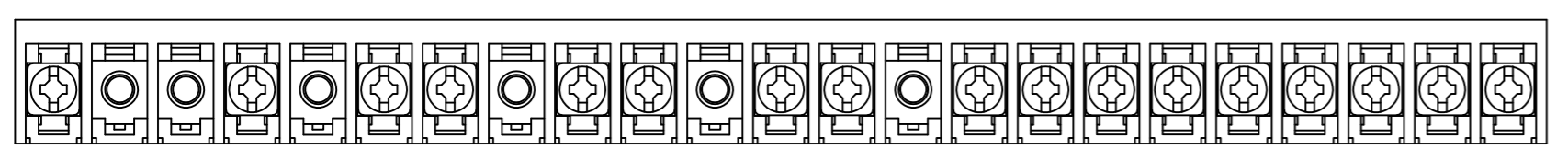
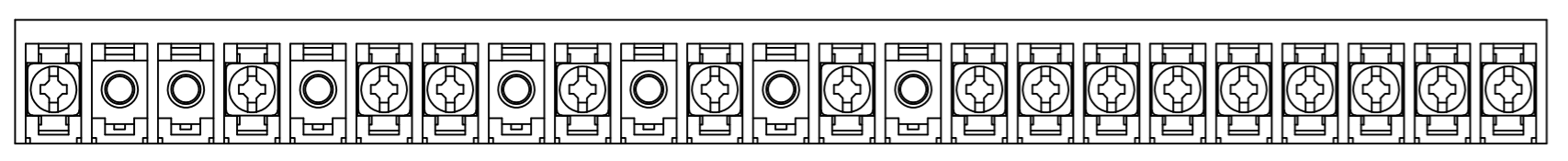
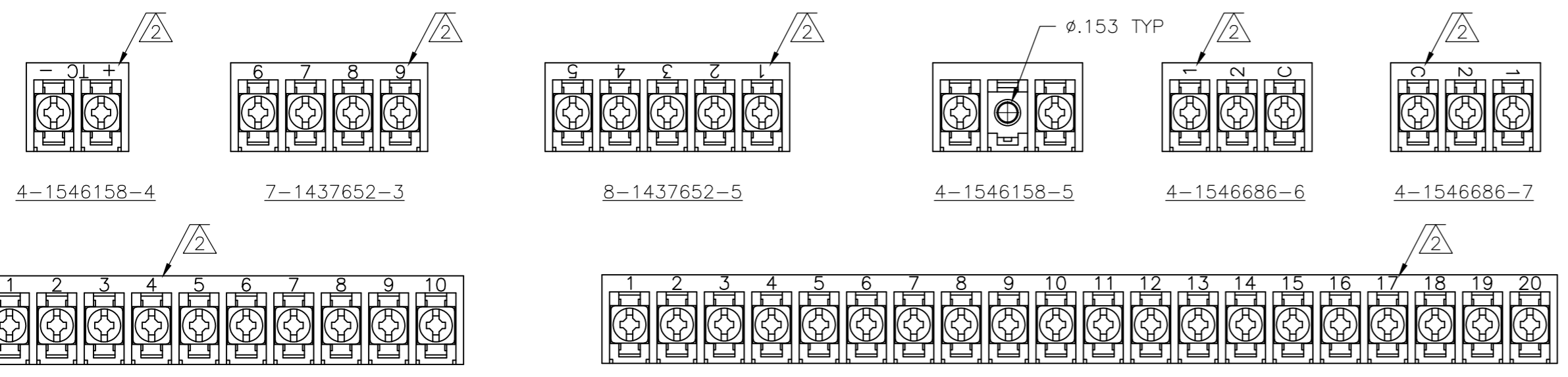
THIS DRAWING IS UNPUBLISHED. RELEASED FOR PUBLICATION
 © COPYRIGHT BY TYCO ELECTRONICS CORPORATION. ALL RIGHTS RESERVED.

LOC	DIST	REVISIONS					
FT	0	P	LTR	DESCRIPTION	DATE	DWN	APVD
		J1		REVISED PER ECO-07-022430	9/21/07	SS	SRY

- NOTES:
- ⚠ CAPTIVE SCREWS.
 - ⚠ MARK WITH WHITE PERMANENT INK.
 - ⚠ ALL SCREWS TO BE DRIVEN DOWN TO TERMINAL SURFACE.
 - ⚠ NICKEL PLATED BRASS SCREWS.
 - ⚠ PRELIMINARY PART NUMBER.



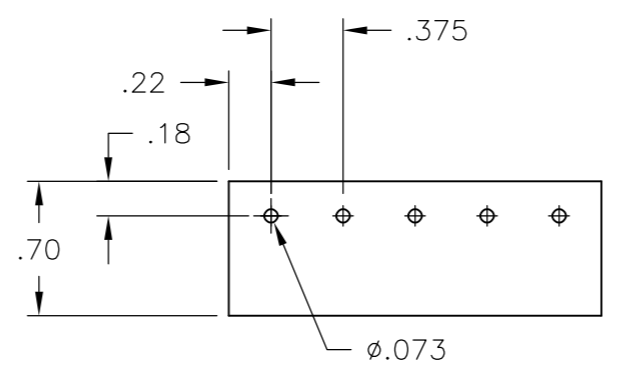
DETAIL FOR P/N's 1-1546160-6,
1-1546160-7 AND 1-1546160-8



MATERIAL:
 HOUSING: THERMOPLASTIC, UL94V-0 BLACK.
 TERMINALS: BRIGHT TIN PLATED, COPPER ALLOY.
 SCREWS: 6-32, STEEL, ZINC PLATED WITH CLEAR CHROMATE.

ELECTRICAL:
 CURRENT RATING UL/CSA:
 CLASS C: 25A, 300V.
 CLASS D: 5A, 600V.
 WIRE RANGE: 12-22 AWG

MECHANICAL:
 RECOMMENDED TIGHTENING TORQUE: 7 IN-LBS.
 OPERATING TEMP.: 105°C MAX



RECOMMENDED PCB LAYOUT

REF	NO OF POS	CATALOG NUMBER	PART NUMBER
11.311	30	6PCV-30-006	4-1546686-5
10.936	29	6PCV-29-006	1-1437656-2
10.561	28	6PCV-28-006	8-1546158-6
10.186	27	6PCV-27-006	8-1546158-5
9.811	26	6PCV-26-006	4-1437654-5
9.436	25	6PCV-25-006	4-1437654-1
9.061	24	6PCV-24-006	8-1546158-2
8.686	23	6PCV-23-006	4-1546686-3
8.311	22	6PCV-22-006	3-1437654-4
7.936	21	6PCV-21-006	3-1437654-1
7.561	20	6PCV-20-323	8-1546158-0
7.561	20	6PCV-20-006	1-1437654-9
7.186	19	6PCV-19-006	1-1437654-4
6.811	18	6PCV-18-006	1437654-7
6.436	17	6PCV-17-899	1437654-2
6.436	17	6PCV-17-006	9-1437653-8
6.061	16	6PCV-16-1389	4-1546686-9
6.061	16	6PCV-16-1388	4-1546686-8
6.061	16	6PCV-16-1047	8-1437653-3
6.061	16	6PCV-16-006	8-1437653-0
5.686	15	6PCV-15-1298	1-1546160-8
5.686	15	6PCV-15-006	7-1437653-4
5.311	14	6PCV-14-006	6-1437653-8
4.936	13	6PCV-13-1297	1-1546160-7
4.936	13	6PCV-13-006	6-1437653-3
4.561	12	6PCV-12-1296	1-1546160-6
4.561	12	6PCV-12-006	5-1437653-1
4.186	11	6PCV-11-006	4-1437653-5
3.811	10	6PCV-10-1269	3-1437653-9
3.811	10	6PCV-10-006	3-1437653-5
3.436	9	6PCV-09-002	1546262-3
3.436	9	6PCV-09-006	2-1437653-5
3.061	8	6PCV-08-1394	1546262-7
3.061	8	6PCV-08-1314	1-1437653-7
3.061	8	6PCV-08-006	1-1437653-3
2.686	7	6PCV-07-1399	1546262-9
2.686	7	6PCV-07-006	1437653-7
2.311	6	6PCV-06-1398	1546262-8
2.311	6	6PCV-06-002	1546262-4
2.311	6	6PCV-06-006	9-1437652-5
1.936	5	6PCV-05-002	5-1546686-0
1.936	5	6PCV-05-1267	8-1437652-5
1.936	5	6PCV-05-006	8-1437652-2
1.561	4	6PCV-04-1268	7-1437652-3
1.561	4	6PCV-04-1143	7-1437652-2
1.561	4	6PCV-04-006	6-1437652-7
1.186	3	6PCV-03-1385	4-1546686-7
1.186	3	6PCV-03-1384	4-1546686-6
1.186	3	6PCV-03-006	5-1437652-4
.811	2	6PCV-02-1393	1546262-6
1.186	2	6PCV-02-807	4-1546158-5
.811	2	6PCV-02-1313	4-1437652-5
.811	2	6PCV-02-1216	4-1546158-4
.811	2	6PCV-02-006	3-1437652-9

THIS DRAWING IS A CONTROLLED DOCUMENT.		DWN R BROWN 22APR03	Tyco Electronics Corporation Harrisburg, PA 17105-3608		
DIMENSIONS: INCHES	TOLERANCES UNLESS OTHERWISE SPECIFIED:	CHK H WAKEEM 22APR03	NAME 6PCV-XX-006		
	0 PLC ± -	APVD H WAKEEM 22APR03	PRODUCT SPEC		
	1 PLC ± -	APPLICATION SPEC	-		
	2 PLC ± .02	WEIGHT -	SIZE A2	CAGE CODE 00779	DRAWING NO C-3-1437652-9
	3 PLC ± .010	CUSTOMER DRAWING	SCALE 1:1	SHEET 1 of 1	REV J1
MATERIAL -	FINISH -	RESTRICTED TO -			